
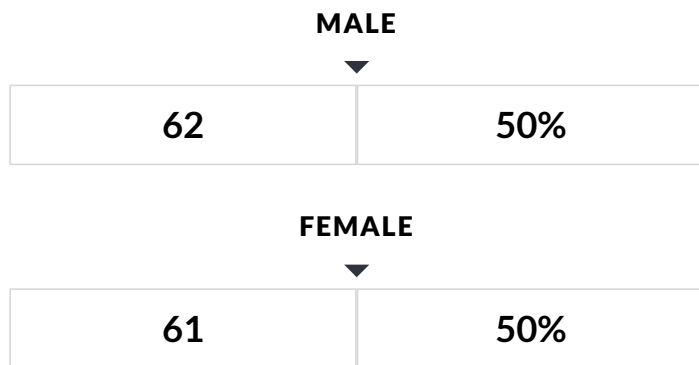


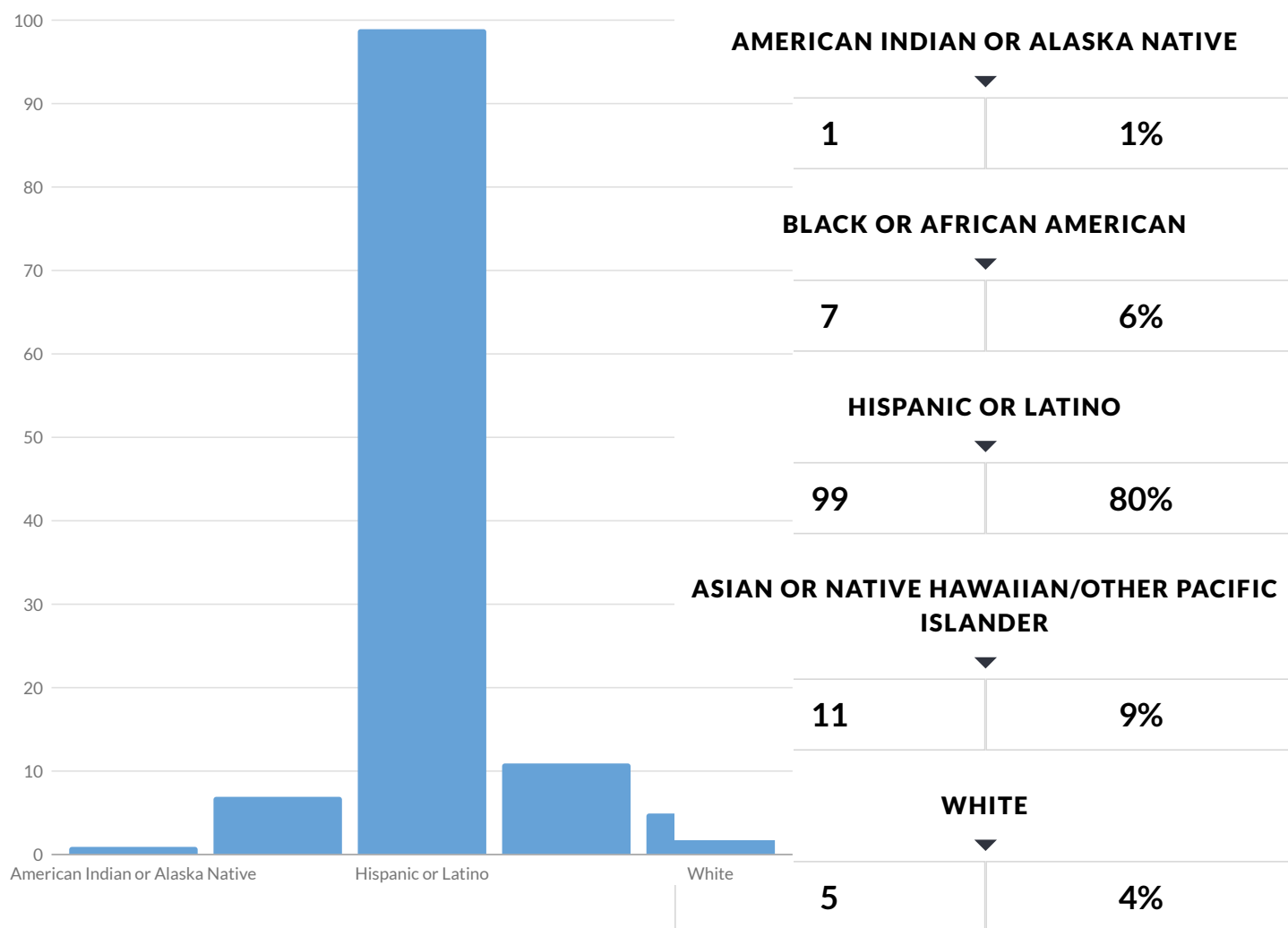
GREENBURGH CSD ENGLISH LANGUAGE LEARNERS ENROLLMENT (2021 - 22)

K-12 ELL Enrollment: 123
K-12 Former ELL Enrollment: 48

ELL ENROLLMENT



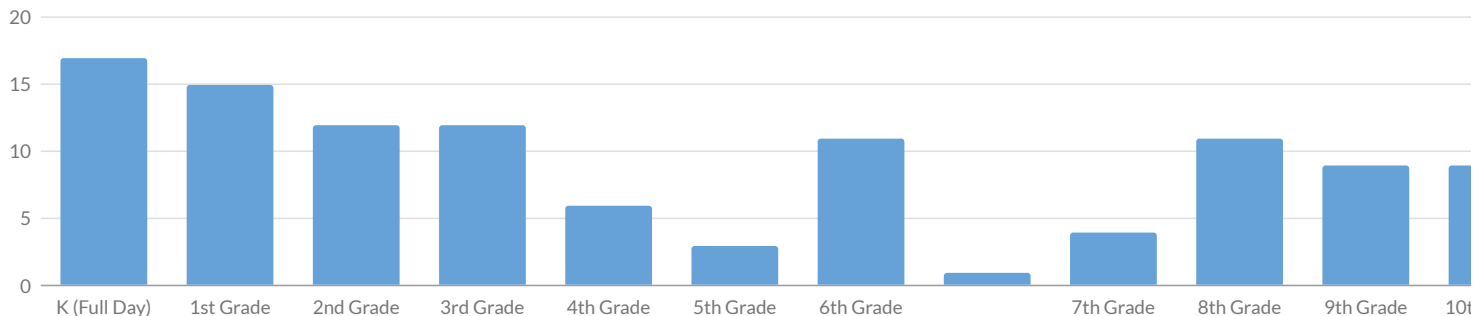
ELL ENROLLMENT BY ETHNICITY



OTHER GROUPS

STUDENTS WITH DISABILITIES**ECONOMICALLY DISADVANTAGED**

23	19%	62	50%
-----------	------------	-----------	------------

ELL ENROLLMENT BY GRADE**K (FULL DAY)****1ST GRADE****2ND GRADE****3RD GRADE**

17	14%	15	12%	12	10%	12	10%
-----------	------------	-----------	------------	-----------	------------	-----------	------------

4TH GRADE**5TH GRADE****6TH GRADE****UNGRADED
ELEMENTARY**

6	5%	3	2%	11	9%	1	1%
----------	-----------	----------	-----------	-----------	-----------	----------	-----------

7TH GRADE**8TH GRADE****9TH GRADE****10TH GRADE**

4	3%	11	9%	9	7%	9	7%
----------	-----------	-----------	-----------	----------	-----------	----------	-----------

11TH GRADE**12TH GRADE**

10	8%	3	2%
-----------	-----------	----------	-----------

Data used to generate the Home Languages, English Language Learners Breakdown, and the English Language Learners Programs tables differs from the rest of the report. Students included in the Home Languages, English Language Learners Breakdown, and the English Language Learners Programs were those students who were identified as ELL during the school year. The rest of the report includes students who were ELL as of BEDS day.

HOME LANGUAGES

1 Spanish

2 English

- 3 Chinese
- 4 Korean
- 5 Nyanja

ENGLISH LANGUAGE LEARNERS BREAKDOWN

NEWCOMERS	DEVELOPING	LONG TERM	SIFE
▼	▼	▼	▼
95	33	31	0

ENGLISH LANGUAGE LEARNERS PROGRAMS

ENGLISH AS A NEW LANGUAGE	ONE WAY/ TWO WAY DUAL LANGUAGE PROGRAM	TRANSITIONAL BILINGUAL EDUCATION PROGRAM
▼	▼	▼
159	0	0